


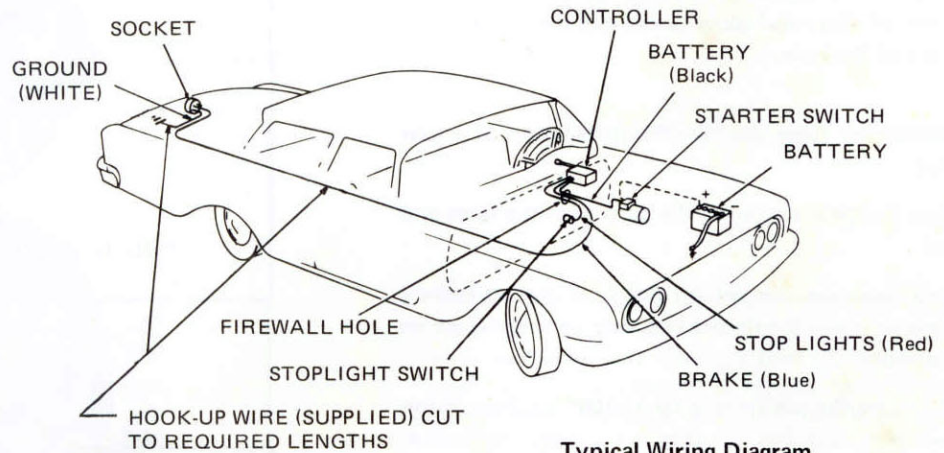
WARNER BRAKE CONTROLLERS PROVIDE COMPLETE MATCHING OF COMPONENTS FOR BALANCED OPERATION



12 Volt Controller for 2 or 4 Brakes

The Warnermatic controller, Part No. 1100-33, combines hydraulic with manual operation.

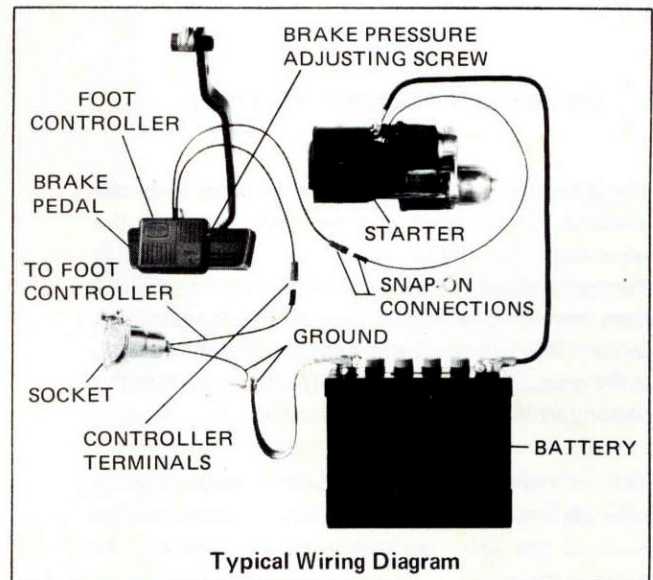
Controller Wire Color Code	
Black	Battery
Blue	Brakes
Red	Stoplights



Typical Wiring Diagram



Warner Foot Controller, Part No. 1100-28
For 12 Volt Systems With 2 or 4 Brakes



Typical Wiring Diagram



WARNER ELECTRIC BRAKE & CLUTCH COMPANY, БЕЛОIT, WISCONSIN 53511

Stocked by Authorized Distributors in Principal Cities Throughout the World